

# StandardKnapp StandardKnapp

an EMPLOYEE owned company

## WRAPPER CLUTCH KIT (1:1 RATIO)

**UPGRADE FOR:  
Model 296 Continuum  
Traypacker**

### General Description:

Installation of a new clutch with a 1:1 ratio in the wrapper section of a 296I or 296P Continuum.

*(Removal of original wrapper clutch is required.)*




Figure 1.1 - Wrapper Clutch Kit (1:1 Ratio) installed on 296I Continuum

This product upgrade is intended to offer a solution to the wrapper clutch reset procedure on a 296I & 296P Continuum.

When resetting the wrapper clutch, this kit provides a quick and positive recovery procedure and eliminates the need to adjust the flight bar phaser

### Benefits

- Quick and positive wrapper clutch reset.
- Eliminates additional phaser adjustments in flight bar area.
- Maintains correct changeover settings.
- Increases machine uptime.

Call the Standard-Knapp Sales Department  
at 1-800-628-9565 for ordering information.

Standard-Knapp, Inc.  
127 Main Street  
Portland, CT 06480  
1-800-628-9565  
(fax) 860-342-0783  
[www.standard-knapp.com](http://www.standard-knapp.com)  
[info@standard-knapp.com](mailto:info@standard-knapp.com)

# Standard Knapp Standard Knapp

an EMPLOYEE owned company




Figure 1.3 - Original Wrapper Clutch

Currently, when the wrapper clutch trips due to a jam in the flight bar area, an operator must rotate the clutch approximately 56 times to reset the clutch into its exact position. Many operators will quickly try to reset the clutch to a position that is close to the correct position but not exact. To compensate for the difference, operators will pull the pins on the phaser and reposition.




Figure 1.4 - New Wrapper Clutch (1:1 Ratio)

## SPECIFICATIONS

SPEED: No Limits

PRODUCT RANGE: Unchanged

AIR: None required

CONTROLS: None required

POWER: None required

CONSTRUCTION:

ESTIMATED WEIGHT:

INSTALLATION: Standard-Knapp service recommended

TIME TO INSTALL:

## ADDITIONAL UPGRADE KITS AVAILABLE FOR YOUR 296 CONTINUUM

- DOUBLE BLANK DETECTOR
- TRAY TRANSPORT DEBRIS BRUSH
  - FILM SPINDLE SUPPORTS
- TRAY MAGAZINE BLANK RETAINER